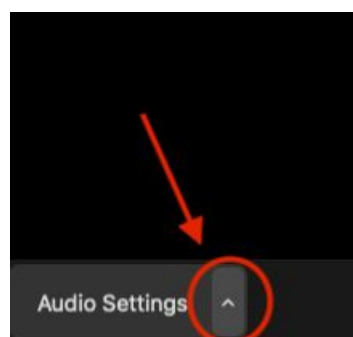
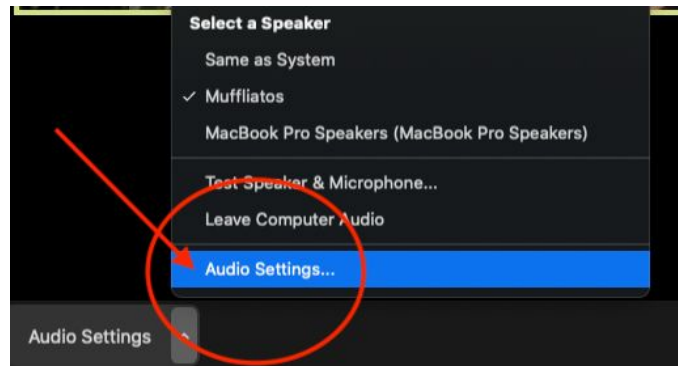


FAQ: War of the Roses

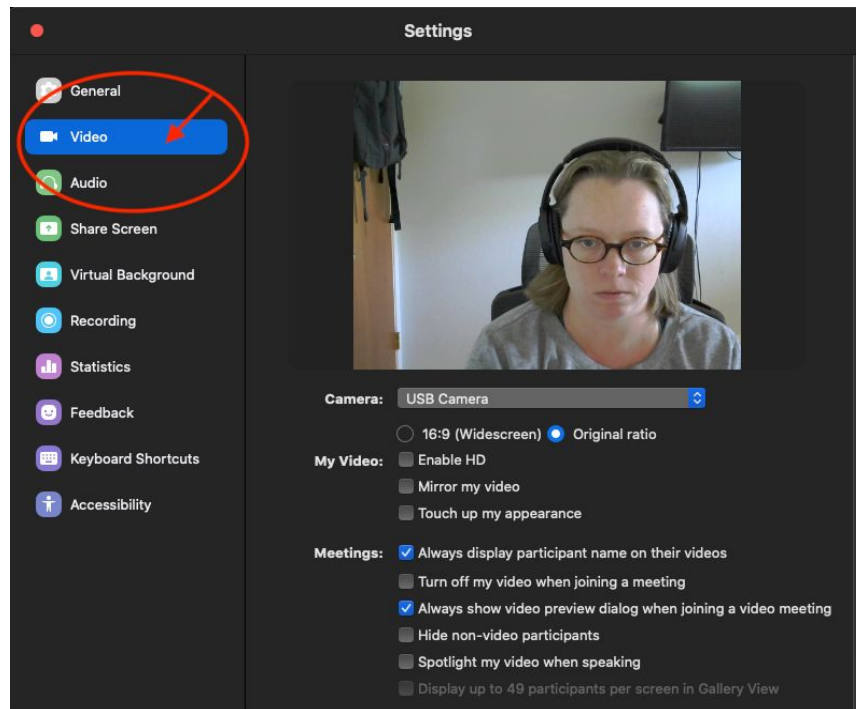
1. Will there be a recording of the performance that I can view later?
 - a. Due to the actors' contracts, this event series is not being recorded.
2. Where can I find the playbill?
 - a. <https://bit.ly/2ZPIO6u>
3. There seem to be internet connectivity issues, what can be done?:
 - a. Internet connectivity can be on either the side of the performer or the viewer.
 - b. If it seems like your internet connectivity might be to blame, close all other programs or tabs that might be open on your computer, make sure other family members aren't streaming content elsewhere, try restarting your router and/or your computer
 - c. All of the actors are working remotely around the country and their internet connectivity may pause depending on the bandwidth they have at home. We are working with the performers to sort out any connectivity issues, however we may still experience intermittent pauses and will make every effort to ensure a seamless viewing experience.
4. I'm having a hard time hearing, is there anything that can be done?
 - a. Check the volume settings on your computer
5. I'd like to read along with the play during the performance. Where can I find a copy of the play?
 - a. Play scripts can be found at: <https://shakespeare.folger.edu/shakespeares-works/>
6. I missed last week's session, is there somewhere I can view a synopsis of the play?
 - a. Due to the actors' contracts, this event series is not being recorded, but you can catch up on parts of the plays you may have missed at:
<https://iandoescher.com/shakespeare/>
7. I would like to see the person's name in the bottom left hand corner, how can I do that?
 - a. This setting is done in an individual's personal zoom settings. Follow these steps to make this change:
 - i. In the bottom left hand corner of your Zoom window, click the small "up" arrow next to "audio settings":



- ii. Click “Audio Settings” from the drop down menu that appears:



- iii. Click “Video” in the menu that appears on the left hand side:



- iv. Check the box that says “always display participant name on their videos.” You should now be able to always see the participant’s name in their video.

